

# R 5\_\_ 503/R 5\_\_ 803

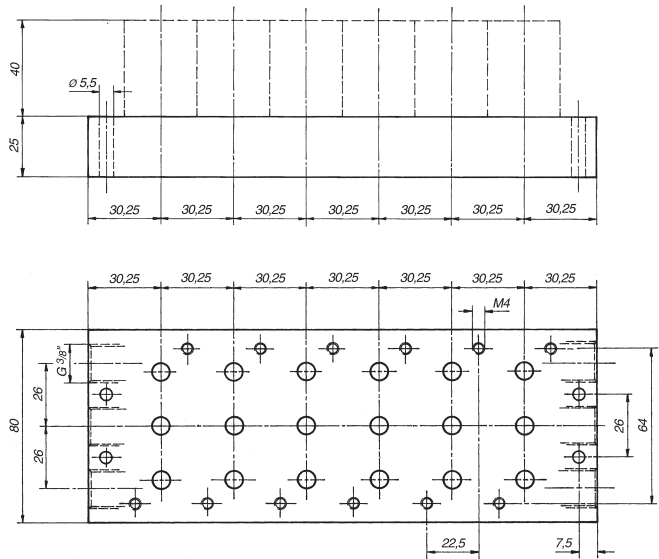
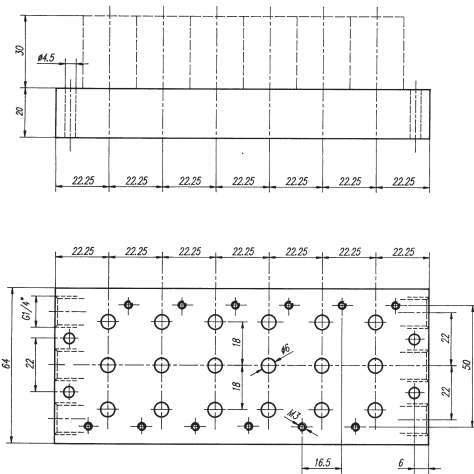

Common connection to ports 1 (pressure), 3 (exhaust) and 5 (exhaust).

The following valves can be assembled to the manifold plate type R\_\_ 503:

- 5/2-way MH 510 503            page 2.5.2.2.3.
- 5/2-way MH 520 503            page 2.5.2.2.9.
- 5/3-way MH 53\_ 503            page 2.5.3.2.3.

The following valves can be assembled to the manifold plate type R\_\_ 803:

- 5/2-way MH 510 803            page 2.5.2.2.3.
- 5/2-way MH 520 803            page 2.5.2.2.9.
- 5/3-way MH 53\_ 803            page 2.5.3.2.3.



Type	Stations	Weight
R 502 503	2	0,18 kg
R 503 503	3	0,25 kg
R 504 503	4	0,33 kg
R 505 503	5	0,40 kg
R 506 503	6	0,48 kg
R 508 503	8	0,58 kg
R 510 503	10	0,74 kg
R 512 503	12	0,89 kg

Type	Stations	Weight
R 502 803	2	0,40 kg
R 503 803	3	0,54 kg
R 504 803	4	0,68 kg
R 505 803	5	0,83 kg
R 506 803	6	0,97 kg
R 508 803	8	1,26 kg
R 510 803	10	1,55 kg
R 512 803	12	1,84 kg

Other manifolds are available on request.

## 2.6.2.2.