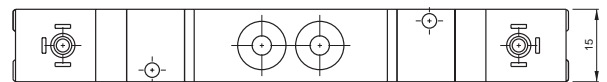
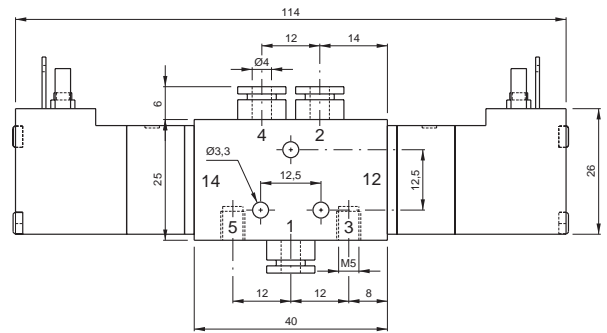
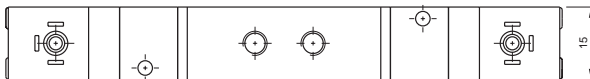
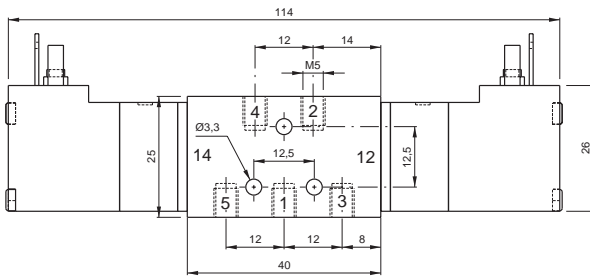


MD 520 301
MD 520 341



5/2-way double solenoid valve, actuated by impulse. Position is kept until an electrical signal is applied to the opposite side, even when not attached to electrical source.

Available with solenoid operators 24 V = or 230 V ~.

Valves are generally equipped with manual override to push.

Type	Width [mm]	Port size 1, 2, 4	Air flow [l/min]	Operating pressure	Power consumption
MD 520 301	15	M5	280	3-10 bar	1.9 W / 3.6 VA
MD 520 341	15	4 mm p.i.f.	280	3-10 bar	1.9 W / 3.6 VA